

August 2022

DATA QUADRANT REPORT

Data Loss Prevention

321

Reviews

14

Products Included

Table of Contents

- Data Quadrant**..... 5
- Category Overview**..... 6
- Vendor Capability Summary** 7
- Vendor Capabilities**..... 10
- Product Feature Summary** 22
- Product Features** 26

How to Use the Report


Info-Tech’s Data Quadrant Reports provide a comprehensive evaluation of popular products in the Data Loss Prevention market. This buyer’s guide is designed to help prospective purchasers make better decisions by leveraging the experiences of real users.

The data in this report is collected from real end users, meticulously verified for veracity, exhaustively analyzed, and visualized in easy to understand charts and graphs. Each product is compared and contrasted with all other products in the category to create a holistic, unbiased view of the product landscape.

Use this report to determine which product is right for your organization. For highly detailed reports on individual products, see Info-Tech’s Product Scorecard.

This report is available free of charge for internal use only to assist with software evaluation and selection. Sharing, republishing, distributing, or otherwise copying any portion of this report without the express written consent of SoftwareReviews.com is strictly prohibited.

© 2022 SoftwareReviews.com. All rights reserved.



Software Directory

DATA LOSS PREVENTION SOFTWARE

Selecting software can be overwhelming and one of the biggest challenges facing organizations is understanding the marketplace and identifying all of the available vendors and products. The Software Directory is a comprehensive list of all relevant software products in a particular category. Use this page to create the right product shortlist by exploring all of the options available to your organization.

Data Loss Prevention Software

 Avanan

 BetterCloud

 Blue Coat DLP

 CA Data Loss Prevention

 Check Point DLP

 Clearswift Adaptive Data Loss Prevention

 Code42

 Code Green Networks TrueDLP

 CommVault Backup & Recovery

 CorreLog DLP

 Credant Protector

 DeviceLock DLP

 Digital Guardian DLP

 Druva Data Resiliency Cloud

 EMC RSA Data Loss Prevention

 Endpoint Protector

 Fidelis Network

 Forcepoint Data Loss Prevention

 Gemalto Enterprise Security

 GTB Technologies DLP

 Halocore

 Imperva DLP

 InfoWatch DLP

 Infrascale Backup & Disaster Recovery

 Lumension Data Protection

 McAfee Unified Cloud Edge

 OpenText DLP

 Proofpoint Enterprise DLP

 Safetica

 Sophos Intercept X

 Spirion

 Symantec Enterprise Cloud

 Trellix Data Loss Prevention Discover

 Trend Micro Integrate Data Loss Prevention

 Veeam Availability Suite

 Virtru DLP

Software Directory

DATA LOSS PREVENTION SOFTWARE

Data Loss Prevention Software

 Wave Data Protection Suite

 Zecurion

 Zix Secure Cloud

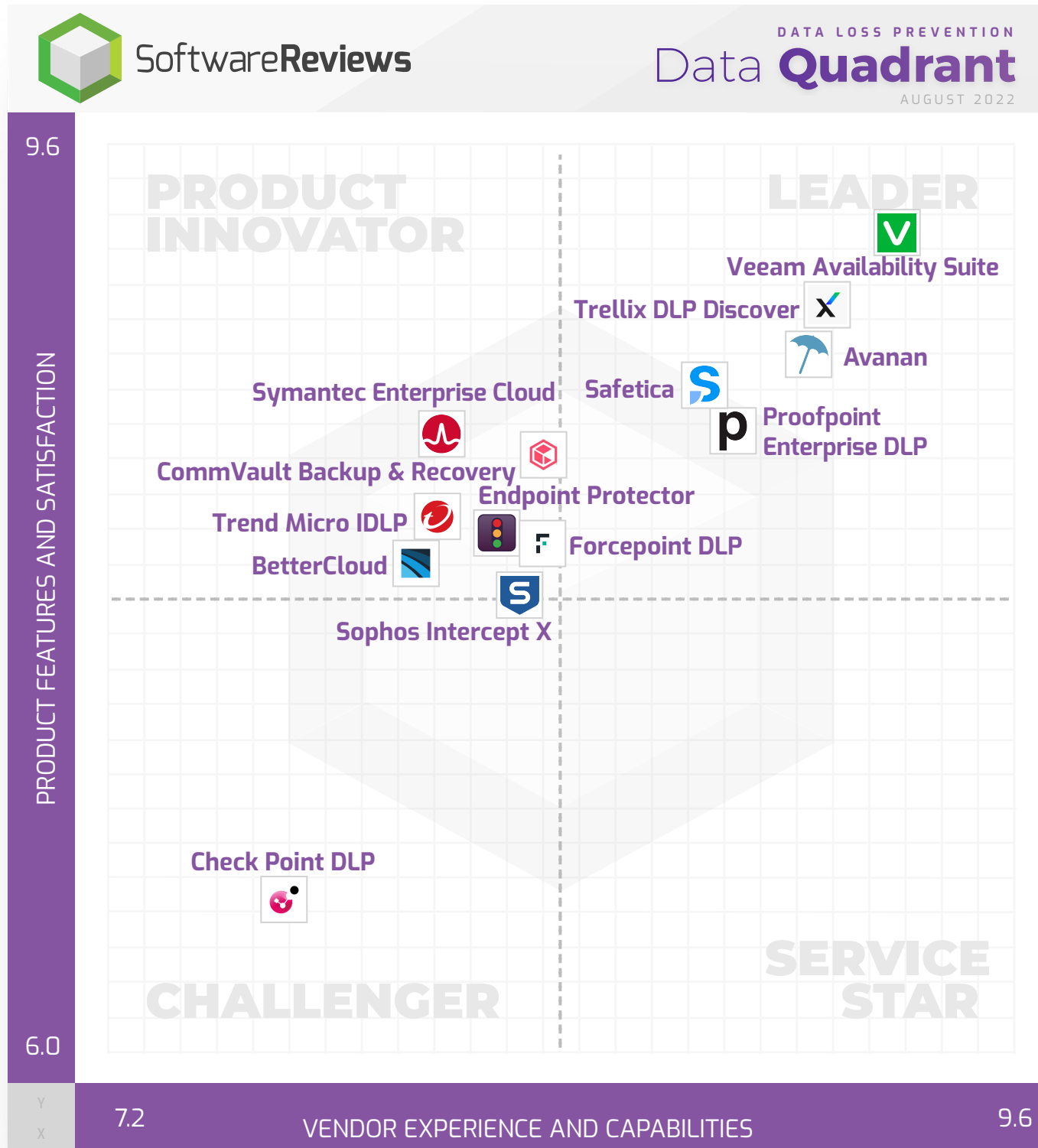
Selecting software can be overwhelming and one of the biggest challenges facing organizations is understanding the marketplace and identifying all of the available vendors and products. The Software Directory is a comprehensive list of all relevant software products in a particular category. Use this page to create the right product shortlist by exploring all of the options available to your organization.



SOFTWARE REVIEWS Data Quadrant



Assess vendor and product performance at a glance and use the SoftwareReviews Data Quadrant to identify which products and vendors are leading the pack and which are trailing.



DATA LOSS PREVENTION

The Software Reviews Data Quadrant evaluates and ranks products based on feedback from IT and business professionals. The placement of a software in the Data Quadrant indicates its relative ranking as well as its categorization.

The Complete Software Experience

When distilled down, the software experience is shaped by both the experience with the software and the relationship with the vendor. Evaluating enterprise software along these two dimensions provides a comprehensive understanding of the product and helps identify vendors that can deliver on both.

Product Features and Satisfaction

The satisfaction is captured in the overall satisfaction score, which is driven by the likelihood of users to recommend the software, combined with user satisfaction across top product features.






































Vendor Experience and Capabilities

The vendor relationship is calculated in a weighted average of the satisfaction scores tied to vendor capabilities (e.g. software implementation, training, customer support, product roadmap) as well as emotional response ratings toward the vendor (e.g. trustworthy, respectful, fair).

Note: The axes ranges are dynamically adjusted based on minimum and maximum values in the dataset.

Category Overview

This page provides a high level summary of product performance within the Data Loss Prevention category. Products are ranked by a composite satisfaction score (Composite Score) that averages four different areas of evaluation: Net Emotional Footprint, Vendor Capabilities, Product Features, and Likelihood to Recommend. The Net Emotional Footprint Score measures user emotional response ratings of the vendor (e.g. trustworthy, respectful, fair). Use this data to get a sense of the field, and to see how the products you're considering stack up.

RANK	PRODUCT	COMPOSITE SCORE	NET EMOTIONAL FOOTPRINT	NET EMOTIONAL FOOTPRINT DISTRIBUTION	VENDOR CAPABILITIES	PRODUCT FEATURES	LIKELINESS TO RECOMMEND	NUMBER OF REVIEWS
	 Veeam Availability Suite	9.3/10	+99 	 -- NEGATIVE 99% POSITIVE	88%	88%	98%	16
	 Trellix DLP Discover	9.1/10	+98 	 -- NEGATIVE 99% POSITIVE	85%	87%	92%	30
	 Avanan	8.9/10	+99 	 -- NEGATIVE 99% POSITIVE	83%	81%	94%	16
	 Safetica	8.7/10	+96 	 -- NEGATIVE 97% POSITIVE	80%	81%	91%	65
	 Proofpoint Enterprise DLP	8.6/10	+95 	 -- NEGATIVE 96% POSITIVE	82%	83%	85%	15
6	 CommVault Backup & Recovery	8.3/10	+88 	 -- NEGATIVE 89% POSITIVE	78%	80%	86%	16
7	 Symantec Enterprise Cloud	8.2/10	+80 	 6% NEGATIVE 86% POSITIVE	80%	83%	85%	61
8	 Forcepoint DLP	8.0/10	+89 	 3% NEGATIVE 92% POSITIVE	76%	78%	78%	25
9	 Endpoint Protector	8.0/10	+90 	 2% NEGATIVE 92% POSITIVE	73%	76%	83%	13
10	 Sophos Intercept X	8.0/10	+91 	 -- NEGATIVE 92% POSITIVE	74%	79%	76%	14
AVERAGE SCORES		8.3/10	+90 	 2% NEGATIVE 91% POSITIVE	79%	80%	83%	24

Category Overview

This page provides a high level summary of product performance within the Data Loss Prevention category. Products are ranked by a composite satisfaction score (Composite Score) that averages four different areas of evaluation: Net Emotional Footprint, Vendor Capabilities, Product Features, and Likeliness to Recommend. The Net Emotional Footprint Score measures user emotional response ratings of the vendor (e.g. trustworthy, respectful, fair).

Use this data to get a sense of the field, and to see how the products you're considering stack up.

RANK	PRODUCT	COMPOSITE SCORE	NET EMOTIONAL FOOTPRINT	NET EMOTIONAL FOOTPRINT DISTRIBUTION	VENDOR CAPABILITIES	PRODUCT FEATURES	LIKELINESS TO RECOMMEND	NUMBER OF REVIEWS
11	Trend Micro IDLP	8.0/10	+81	4% NEGATIVE 85% POSITIVE	78%	81%	78%	14
12	BetterCloud	7.9/10	+81	3% NEGATIVE 84% POSITIVE	77%	77%	79%	10
13	Check Point DLP	6.9/10	+77	-- NEGATIVE 78% POSITIVE	73%	71%	54%	18
AVERAGE SCORES		8.3/10	+90	2% NEGATIVE 91% POSITIVE	79%	80%	83%	24
PRODUCTS WITH INSUFFICIENT DATA								
--	Fidelis Network	9.5/10	+100	-- NEGATIVE 100% POSITIVE	94%	92%	96%	8

Vendor Capability Summary

This page summarizes user satisfaction with a variety of vendor capabilities regarding their product offering(s). Look for strong and consistent performance across the board when assembling your shortlist, and follow-up on areas of concern during the evaluation and negotiation processes.

PRODUCT	OVERALL CAPABILITY SATISFACTION	BUSINESS VALUE CREATED	BREADTH OF FEATURES	QUALITY OF FEATURES	PRODUCT STRATEGY AND RATE OF IMPROVEMENT	USABILITY AND INTUITIVENESS	VENDOR SUPPORT	EASE OF DATA INTEGRATION	EASE OF ADMINISTRATION	EASE OF CUSTOMIZATION	AVAILABILITY AND QUALITY OF TRAINING	EASE OF IMPLEMENTATION
Veeam Availability Suite	88%	88%	86%	92%	86%	88%	91%	89%	94%	83%	83%	92%
Trellix Data Loss Prevention Discover	85%	86%	91%	88%	86%	84%	88%	82%	79%	85%	83%	84%
Avanan	83%	84%	81%	80%	86%	81%	83%	84%	88%	83%	81%	81%
Proofpoint Enterprise DLP	82%	83%	83%	79%	75%	83%	86%	91%	82%	76%	82%	86%
Symantec Enterprise Cloud	80%	84%	80%	83%	75%	82%	75%	82%	82%	75%	78%	82%
Safetica	80%	81%	79%	79%	79%	79%	84%	81%	80%	75%	76%	82%
Trend Micro Integrate Data Loss Prevention	78%	74%	79%	75%	73%	81%	77%	80%	84%	77%	81%	78%
CommVault Backup & Recovery	78%	78%	78%	83%	75%	78%	72%	82%	81%	77%	75%	81%
Sophos Intercept X	78%	83%	75%	77%	77%	80%	79%	66%	88%	80%	75%	79%
BetterCloud	77%	83%	81%	80%	76%	76%	77%	72%	80%	70%	75%	80%
CATEGORY AVERAGE	79%	81%	80%	81%	78%	80%	79%	80%	81%	77%	77%	82%

Vendor Capability Summary

This page summarizes user satisfaction with a variety of vendor capabilities regarding their product offering(s). Look for strong and consistent performance across the board when assembling your shortlist, and follow-up on areas of concern during the evaluation and negotiation processes.

PRODUCT	OVERALL CAPABILITY SATISFACTION	BUSINESS VALUE CREATED	BREADTH OF FEATURES	QUALITY OF FEATURES	PRODUCT STRATEGY AND RATE OF IMPROVEMENT	USABILITY AND INTUITIVENESS	VENDOR SUPPORT	EASE OF DATA INTEGRATION	EASE OF ADMINISTRATION	EASE OF CUSTOMIZATION	AVAILABILITY AND QUALITY OF TRAINING	EASE OF IMPLEMENTATION
Forcepoint Data Loss Prevention	76%	76%	74%	83%	77%	79%	72%	78%	78%	75%	70%	76%
Check Point DLP	75%	73%	76%	72%	77%	75%	77%	77%	68%	74%	82%	73%
Endpoint Protector	73%	77%	71%	77%	73%	75%	67%	77%	65%	67%	65%	87%
CATEGORY AVERAGE	79%	81%	80%	81%	78%	80%	79%	80%	81%	77%	77%	82%

PRODUCTS WITH INSUFFICIENT DATA												
Fidelis Network	94%	95%	92%	89%	92%	88%	96%	96%	97%	97%	93%	96%

Vendor Capability Satisfaction

This section provides detailed information on user satisfaction for each vendor capability regarding their product offering(s). Use these pages to dig deeper into areas of particular interest or concern.

Vendor Capabilities

This table lists and briefly describes all vendor capabilities that are evaluated in the Data Loss Prevention software category. For your convenience, you will also find longer descriptions of the capabilities under the capability subheadings in the subsequent pages.

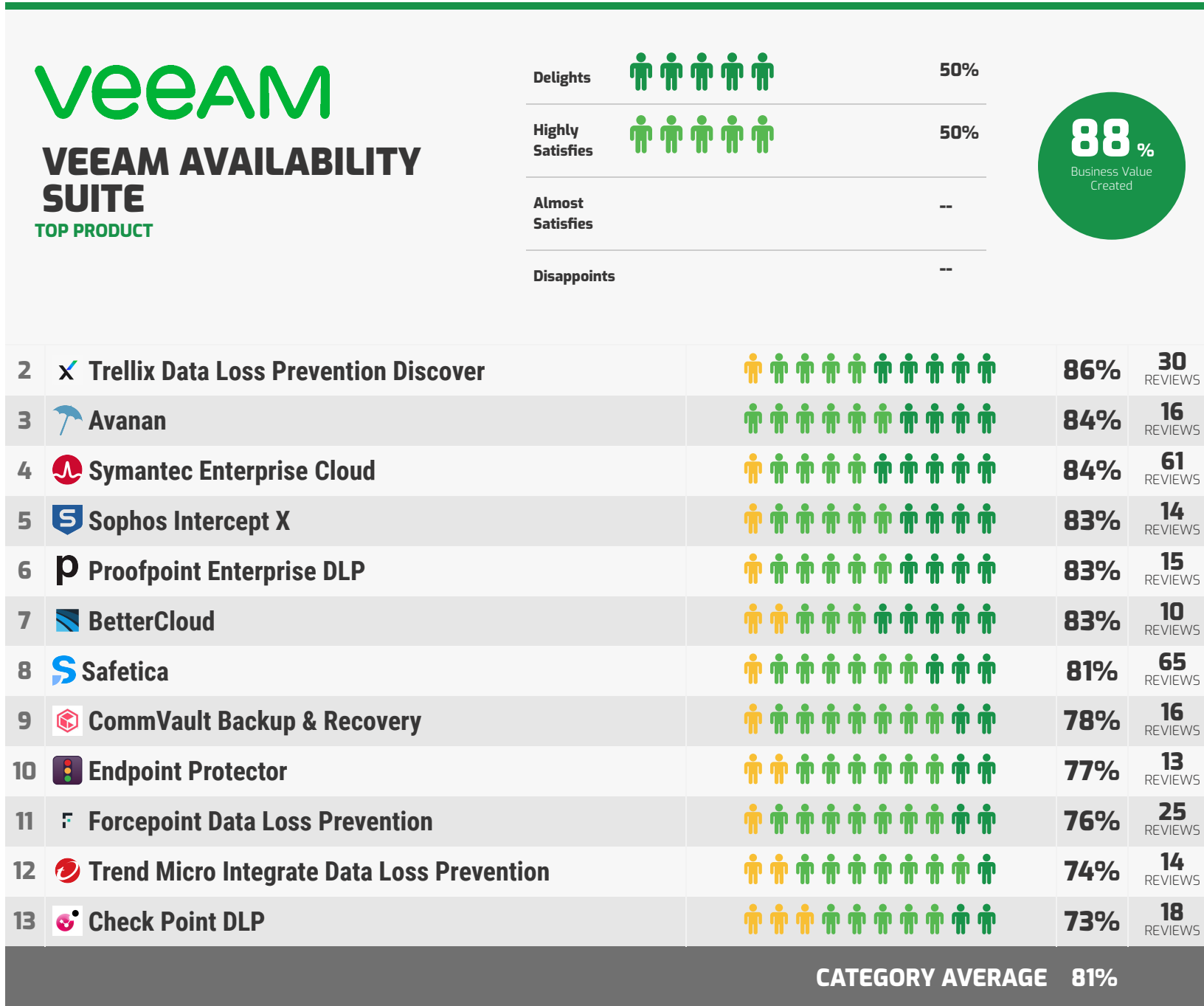
<p>Business Value Created</p>	<p>The underlying purpose of software is to create value for employees, customers, partners and ultimately shareholders. As a result, it is imperative that any software selection be aligned with the organization’s needs and deliver enough business value to justify the cost. The data below highlights the satisfaction level associated with the business value derived from various product offerings. Use this information to identify the software that consistently creates business value for its customers.</p>	<p>Vendor Support</p>	<p>The importance of vendor support will vary for each organization depending on internal capabilities, but there will always be issues that only the vendor can resolve. Use the data in this section to see which vendors tend to under-serve their product and which will offer quality support.</p>
<p>Breadth of Features</p>	<p>Users prefer to work with feature rich software that enables them to perform diverse series of tasks as opposed to one they find restrictive. The data below highlights the satisfaction level associated with the breadth of features from various product offerings. Use this information to identify which software offers valuable comprehensive functionality that extends beyond the basic level.</p>	<p>Ease of Data Integration</p>	<p>The ability to integrate with other systems is increasingly important; without this, manual data loading and extraction can be time-consuming and prone to error. Use this section to see which vendors will cause headaches and which will make data integration easy.</p>
<p>Quality of Features</p>	<p>Feature quality is just as important as quantity. Software needs to do what you’re purchasing it to do, easily, intuitively, reliably, and effectively. Use the data in this section to gauge whether or not a product follows through on the marketing hype by delivering high quality features.</p>	<p>Ease of Administration</p>	<p>Administrative interfaces don’t get the same attention as those built for end users, but they shouldn’t be clunky or unintuitive. Use the data in this section to determine which vendors make administration easy, so that your IT personnel can resolve issues and perform configurations efficiently and effectively.</p>
<p>Product Strategy and Rate of Improvement</p>	<p>Purchasing software can be a significant commitment, so it’s important to know if your vendor is serious about the need for constant improvement and deliberate strategic direction. Vendors who don’t stay on top of emerging needs and trends won’t enable you to meet your business goals. Use the data in this section to separate innovators from imposters.</p>	<p>Ease of Customization</p>	<p>Out-of-the-box functionality often isn’t enough, especially for niche or industry-specific software, and the reason you’re buying rather than building is to save time and money in the first place. Don’t get bogged down in a difficult customization; use the data in this section to make sure you can easily achieve the functionality you need for your particular situation.</p>
<p>Usability And Intuitiveness</p>	<p>End user learning curves cost the organization money. Pay attention to your end users’ technical ability to determine how important UX is in your purchase.</p>	<p>Availability and Quality of Training</p>	<p>Effective and readily available training enables users to get the most out of the software you’ve chosen. Use this section to make sure your vendor’s training programs and materials measure up.</p>
		<p>Ease of Implementation</p>	<p>Choosing the right software is only the first step. Successfully implementing the new solution is necessary in order to realize its full value and promote end user adoption. Use the data in this section to determine which software is easy to implement, and which may jeopardize your goals by causing trouble in this stage.</p>

Vendor Capability Satisfaction

This section provides detailed information on user satisfaction for each vendor capability regarding their product offering(s). Use these pages to dig deeper into areas of particular interest or concern.

Business Value Created

The underlying purpose of software is to create value for employees, customers, partners and ultimately shareholders. As a result, it is imperative that any software selection be aligned with the organization's needs and deliver enough business value to justify the cost. The data below highlights the satisfaction level associated with the business value derived from various product offerings. Use this information to identify the software that consistently creates business value for its customers.



PRODUCTS WITH INSUFFICIENT DATA

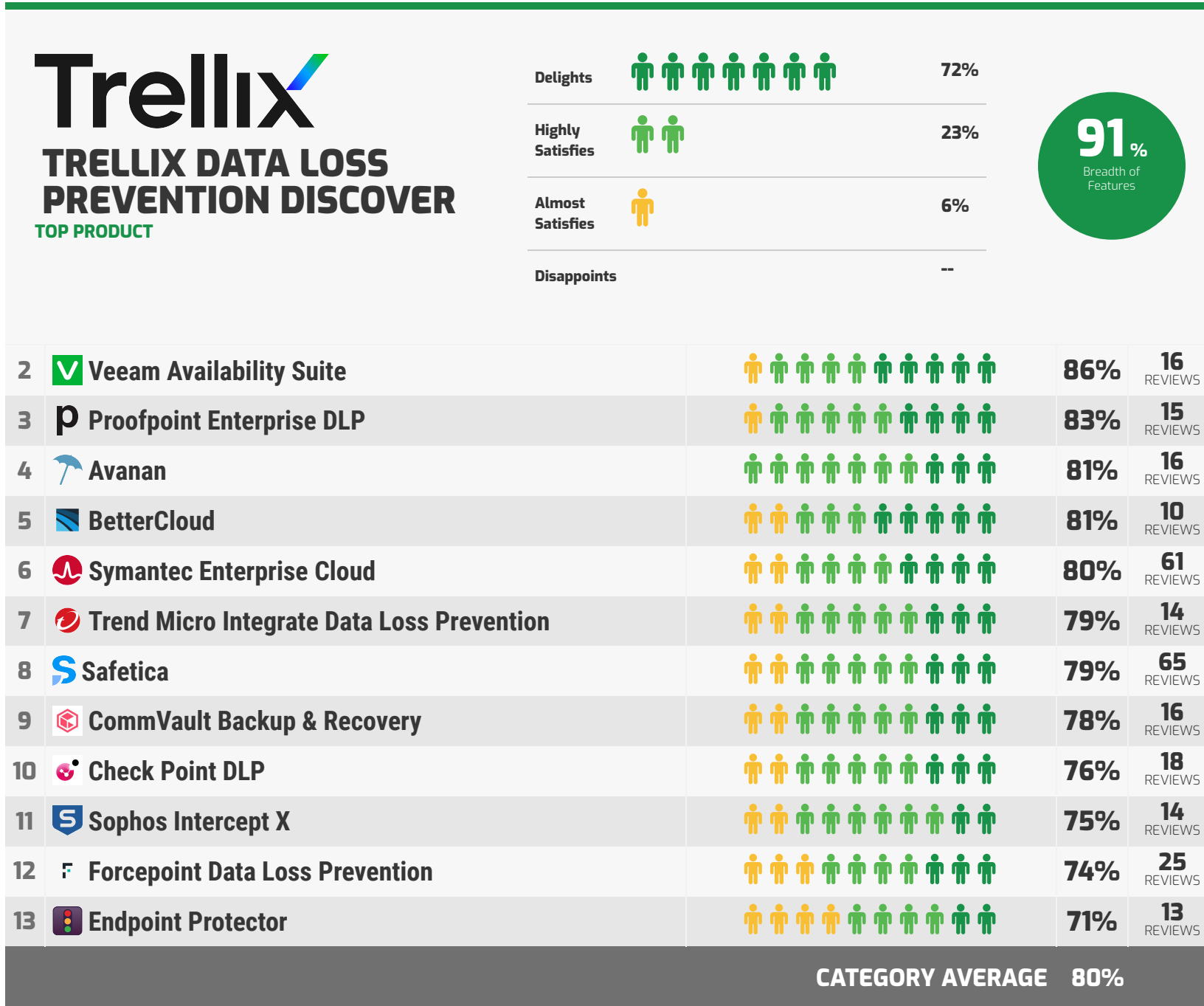
--	Fidelis Network	95%	8 REVIEWS
----	-----------------	-----	-----------

Vendor Capability Satisfaction

This section provides detailed information on user satisfaction for each vendor capability regarding their product offering(s). Use these pages to dig deeper into areas of particular interest or concern.

Breadth of Features

Users prefer to work with feature rich software that enables them to perform diverse series of tasks as opposed to one they find restrictive. The data below highlights the satisfaction level associated with the breadth of features from various product offerings. Use this information to identify which software offers valuable comprehensive functionality that extends beyond the basic level.



PRODUCTS WITH INSUFFICIENT DATA





--	Fidelis Network	92%	8
----	-----------------	-----	---

























Vendor Capability Satisfaction

This section provides detailed information on user satisfaction for each vendor capability regarding their product offering(s). Use these pages to dig deeper into areas of particular interest or concern.

Quality of Features

Feature quality is just as important as quantity. Software needs to do what you're purchasing it to do, easily, intuitively, reliably, and effectively. Use the data in this section to gauge whether or not a product follows through on the marketing hype by delivering high quality features.

 VEEAM AVAILABILITY SUITE <small>TOP PRODUCT</small>		Delights  69%	
		Highly Satisfies  31%	
		Almost Satisfies --	
		Disappoints --	

2	 Trellix Data Loss Prevention Discover		88%	30 REVIEWS
3	 Symantec Enterprise Cloud		83%	61 REVIEWS
4	 CommVault Backup & Recovery		83%	16 REVIEWS
5	 Forcepoint Data Loss Prevention		83%	25 REVIEWS
6	 BetterCloud		80%	10 REVIEWS
7	 Avanan		80%	16 REVIEWS
8	 Safetica		79%	65 REVIEWS
9	 Proofpoint Enterprise DLP		79%	15 REVIEWS
10	 Sophos Intercept X		77%	14 REVIEWS
11	 Endpoint Protector		77%	13 REVIEWS
12	 Trend Micro Integrate Data Loss Prevention		75%	14 REVIEWS
13	 Check Point DLP		72%	18 REVIEWS
CATEGORY AVERAGE			81%	

PRODUCTS WITH INSUFFICIENT DATA

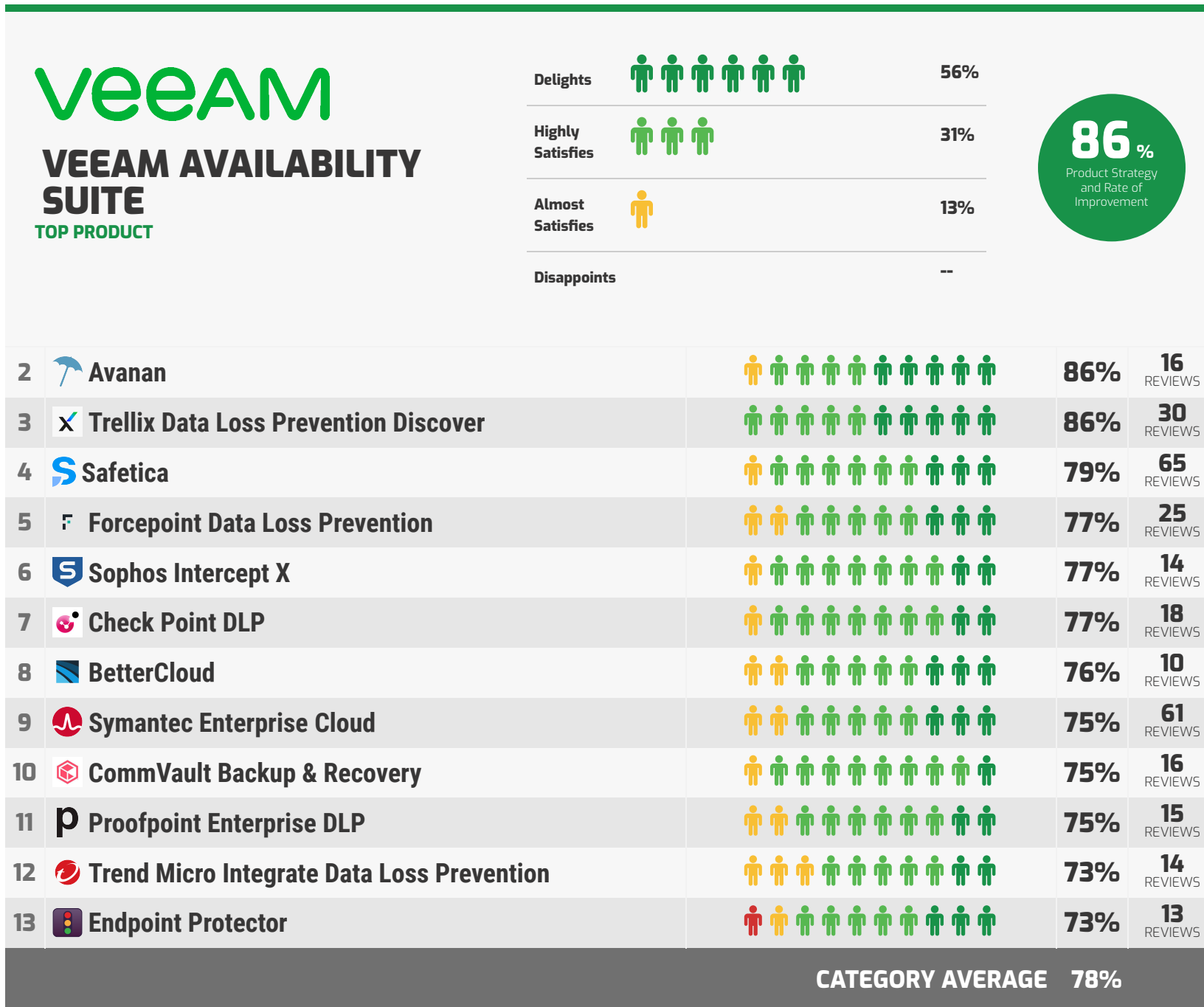
--	 Fidelis Network		89%	8 REVIEWS
----	---	--	------------	---------------------

Vendor Capability Satisfaction

This section provides detailed information on user satisfaction for each vendor capability regarding their product offering(s). Use these pages to dig deeper into areas of particular interest or concern.

Product Strategy and Rate of Improvement

Purchasing software can be a significant commitment, so it's important to know if your vendor is serious about the need for constant improvement and deliberate strategic direction. Vendors who don't stay on top of emerging needs and trends won't enable you to meet your business goals. Use the data in this section to separate innovators from imposters.



PRODUCTS WITH INSUFFICIENT DATA

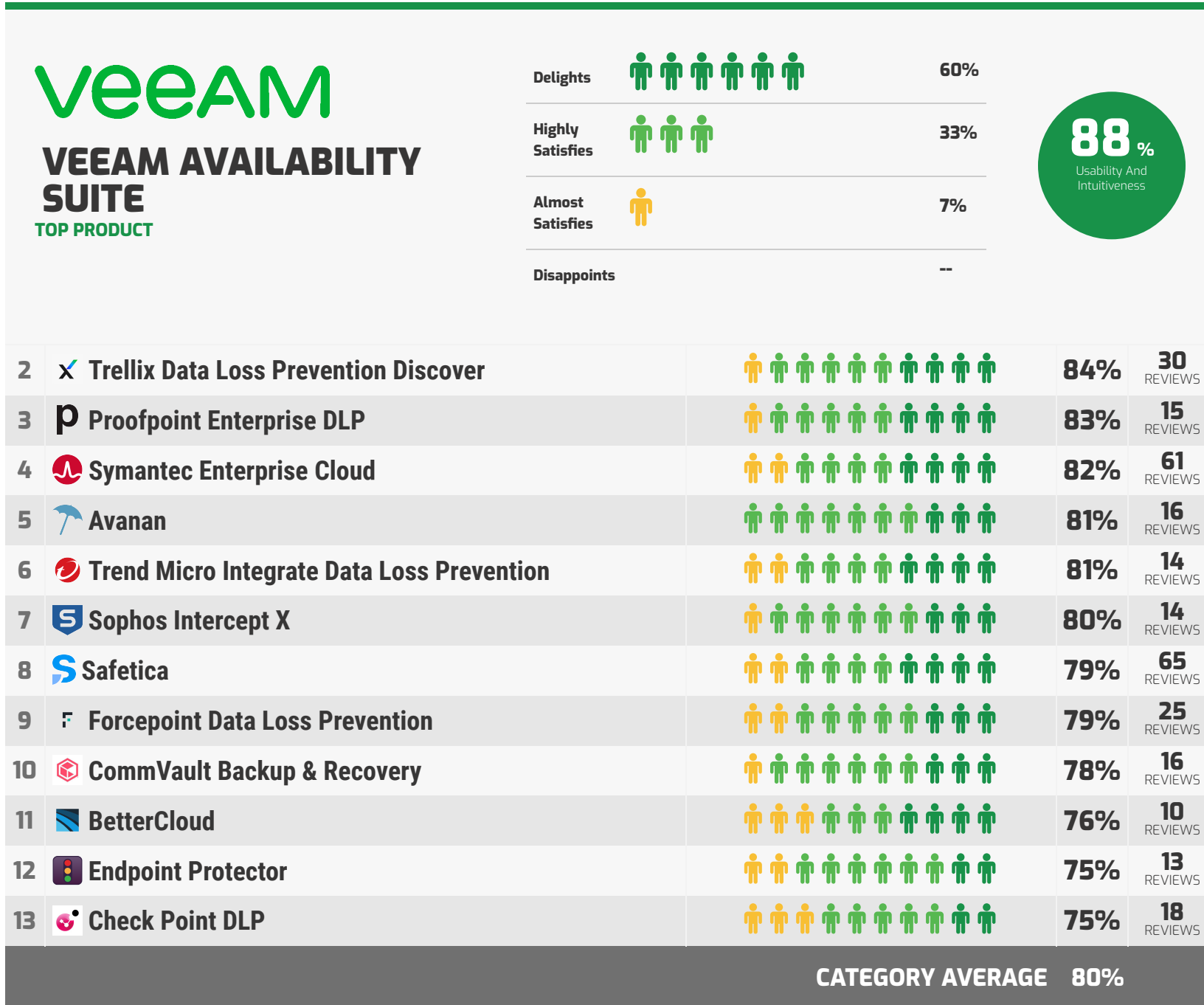
--	Fidelis Network	92%	8
----	-----------------	-----	---

Vendor Capability Satisfaction

This section provides detailed information on user satisfaction for each vendor capability regarding their product offering(s). Use these pages to dig deeper into areas of particular interest or concern.

Usability And Intuitiveness

End user learning curves cost the organization money. Pay attention to your end users' technical ability to determine how important UX is in your purchase.



PRODUCTS WITH INSUFFICIENT DATA





























--	Fidelis Network		88%	8 REVIEWS
----	-----------------	--	-----	--------------

Vendor Capability Satisfaction

This section provides detailed information on user satisfaction for each vendor capability regarding their product offering(s). Use these pages to dig deeper into areas of particular interest or concern.

Vendor Support

The importance of vendor support will vary for each organization depending on internal capabilities, but there will always be issues that only the vendor can resolve. Use the data in this section to see which vendors tend to under-serve their product and which will offer quality support.

 VEEAM AVAILABILITY SUITE <small>TOP PRODUCT</small>		Delights  63%	
		Highly Satisfies  38%	
		Almost Satisfies --	
		Disappoints --	
2	 Trellix Data Loss Prevention Discover		88% 30 REVIEWS
3	 Proofpoint Enterprise DLP		86% 15 REVIEWS
4	 Safetica		84% 65 REVIEWS
5	 Avanan		83% 16 REVIEWS
6	 Sophos Intercept X		79% 14 REVIEWS
7	 BetterCloud		77% 10 REVIEWS
8	 Trend Micro Integrate Data Loss Prevention		77% 14 REVIEWS
9	 Check Point DLP		77% 18 REVIEWS
10	 Symantec Enterprise Cloud		75% 61 REVIEWS
11	 Forcepoint Data Loss Prevention		72% 25 REVIEWS
12	 CommVault Backup & Recovery		72% 16 REVIEWS
13	 Endpoint Protector		67% 13 REVIEWS
CATEGORY AVERAGE			79%

PRODUCTS WITH INSUFFICIENT DATA

--	 Fidelis Network		96% 8 REVIEWS
----	---	--	-----------------------------

Vendor Capability Satisfaction

This section provides detailed information on user satisfaction for each vendor capability regarding their product offering(s). Use these pages to dig deeper into areas of particular interest or concern.

Ease of Data Integration

The ability to integrate with other systems is increasingly important; without this, manual data loading and extraction can be time-consuming and prone to error. Use this section to see which vendors will cause headaches and which will make data integration easy.

 PROOFPOINT ENTERPRISE DLP <small>TOP PRODUCT</small>		Delights 71%	
		Highly Satisfies 23%	
		Almost Satisfies 6%	
		Disappoints --	
2	Veeam Availability Suite		89% <small>16 REVIEWS</small>
3	Avanan		84% <small>16 REVIEWS</small>
4	Trellix Data Loss Prevention Discover		82% <small>30 REVIEWS</small>
5	Symantec Enterprise Cloud		82% <small>61 REVIEWS</small>
6	CommVault Backup & Recovery		82% <small>16 REVIEWS</small>
7	Safetica		81% <small>65 REVIEWS</small>
8	Trend Micro Integrate Data Loss Prevention		80% <small>14 REVIEWS</small>
9	Forcepoint Data Loss Prevention		78% <small>25 REVIEWS</small>
10	Endpoint Protector		77% <small>13 REVIEWS</small>
11	Check Point DLP		77% <small>18 REVIEWS</small>
12	BetterCloud		72% <small>10 REVIEWS</small>
13	Sophos Intercept X		66% <small>14 REVIEWS</small>
CATEGORY AVERAGE			80%

PRODUCTS WITH INSUFFICIENT DATA


--	Fidelis Network		96% <small>8 REVIEWS</small>
----	------------------------	--	-------------------------------------

Vendor Capability Satisfaction




This section provides detailed information on user satisfaction for each vendor capability regarding their product offering(s). Use these pages to dig deeper into areas of particular interest or concern.

Ease of Administration

























Administrative interfaces don't get the same attention as those built for end users, but they shouldn't be clunky or unintuitive. Use the data in this section to determine which vendors make administration easy, so that your IT personnel can resolve issues and perform configurations efficiently and effectively.



VEEAM AVAILABILITY SUITE
TOP PRODUCT

Delights		81%
Highly Satisfies		13%
Almost Satisfies		6%
Disappoints		--

94%
Ease of Administration

2	 Sophos Intercept X		88%	14 REVIEWS
3	 Avanan		88%	16 REVIEWS
4	 Trend Micro Integrate Data Loss Prevention		84%	14 REVIEWS
5	 Proofpoint Enterprise DLP		82%	15 REVIEWS
6	 Symantec Enterprise Cloud		82%	61 REVIEWS
7	 CommVault Backup & Recovery		81%	16 REVIEWS
8	 Safetica		80%	65 REVIEWS
9	 BetterCloud		80%	10 REVIEWS
10	 Trellix Data Loss Prevention Discover		79%	30 REVIEWS
11	 Forcepoint Data Loss Prevention		78%	25 REVIEWS
12	 Check Point DLP		68%	18 REVIEWS
13	 Endpoint Protector		65%	13 REVIEWS
CATEGORY AVERAGE			81%	

PRODUCTS WITH INSUFFICIENT DATA

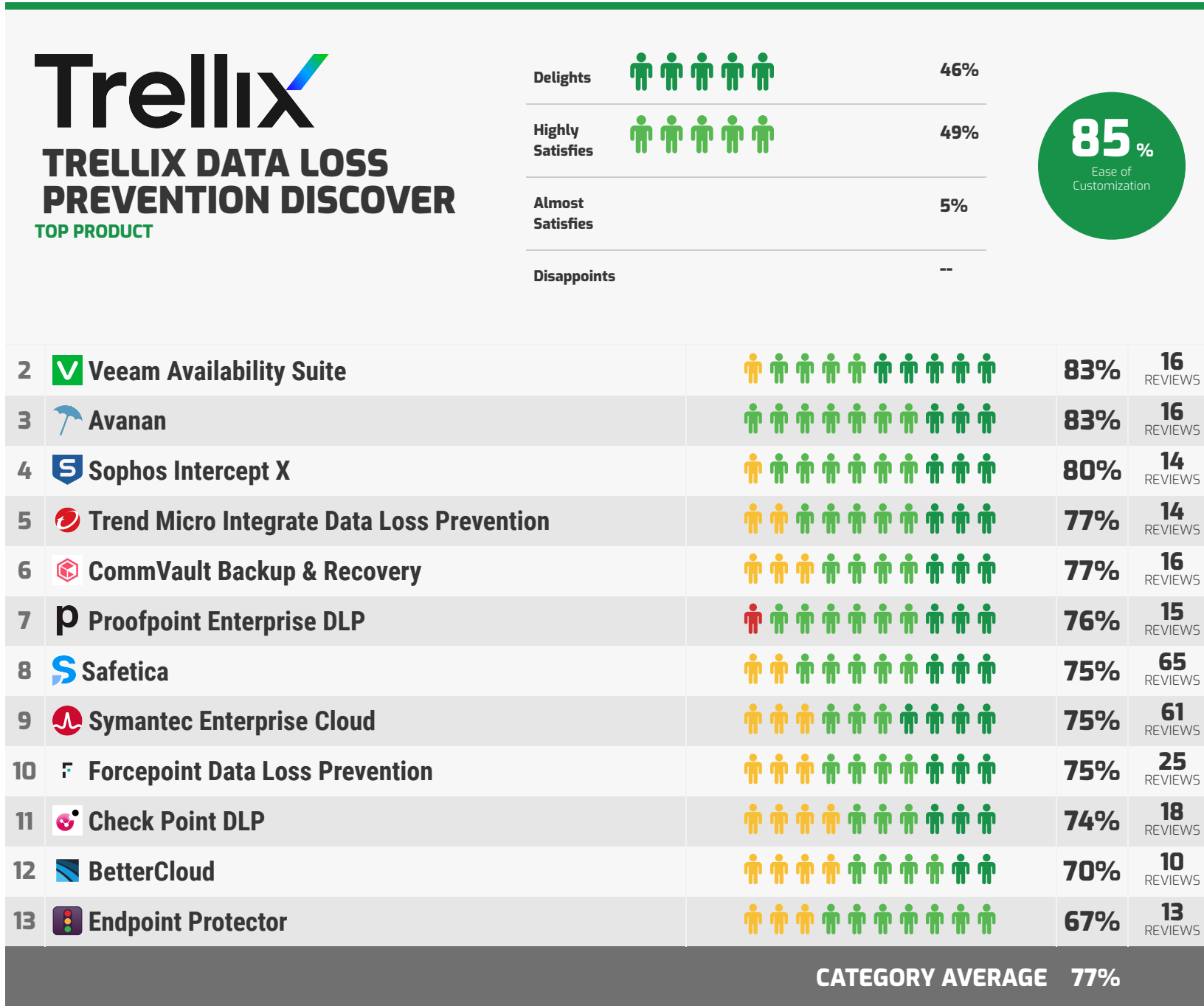
--	 Fidelis Network		97%	8 REVIEWS
----	--	--	-----	--------------

Vendor Capability Satisfaction

This section provides detailed information on user satisfaction for each vendor capability regarding their product offering(s). Use these pages to dig deeper into areas of particular interest or concern.

Ease of Customization

Out-of-the-box functionality often isn't enough, especially for niche or industry-specific software, and the reason you're buying rather than building is to save time and money in the first place. Don't get bogged down in a difficult customization; use the data in this section to make sure you can easily achieve the functionality you need for your particular situation.



PRODUCTS WITH INSUFFICIENT DATA

--	Fidelis Network	97%	8
----	-----------------	-----	---

Vendor Capability Satisfaction

This section provides detailed information on user satisfaction for each vendor capability regarding their product offering(s). Use these pages to dig deeper into areas of particular interest or concern.

Availability and Quality of Training

Effective and readily available training enables users to get the most out of the software you've chosen. Use this section to make sure your vendor's training programs and materials measure up.

VEEAM			
VEEAM AVAILABILITY SUITE TOP PRODUCT			
Delights		40%	<div style="background-color: #28a745; color: white; border-radius: 50%; width: 60px; height: 60px; display: flex; align-items: center; justify-content: center;"> <div style="text-align: center;"> <p style="font-size: 24px; margin: 0;">83%</p> <p style="font-size: 10px; margin: 0;">Availability and Quality of Training</p> </div> </div>
Highly Satisfies		53%	
Almost Satisfies		7%	
Disappoints		--	
2	Trellix Data Loss Prevention Discover		83% 30 REVIEWS
3	Proofpoint Enterprise DLP		82% 15 REVIEWS
4	Check Point DLP		82% 18 REVIEWS
5	Avanan		81% 16 REVIEWS
6	Trend Micro Integrate Data Loss Prevention		81% 14 REVIEWS
7	Symantec Enterprise Cloud		78% 61 REVIEWS
8	Safetica		76% 65 REVIEWS
9	CommVault Backup & Recovery		75% 16 REVIEWS
10	BetterCloud		75% 10 REVIEWS
11	Sophos Intercept X		75% 14 REVIEWS
12	Forcepoint Data Loss Prevention		70% 25 REVIEWS
13	Endpoint Protector		65% 13 REVIEWS
CATEGORY AVERAGE 77%			

PRODUCTS WITH INSUFFICIENT DATA

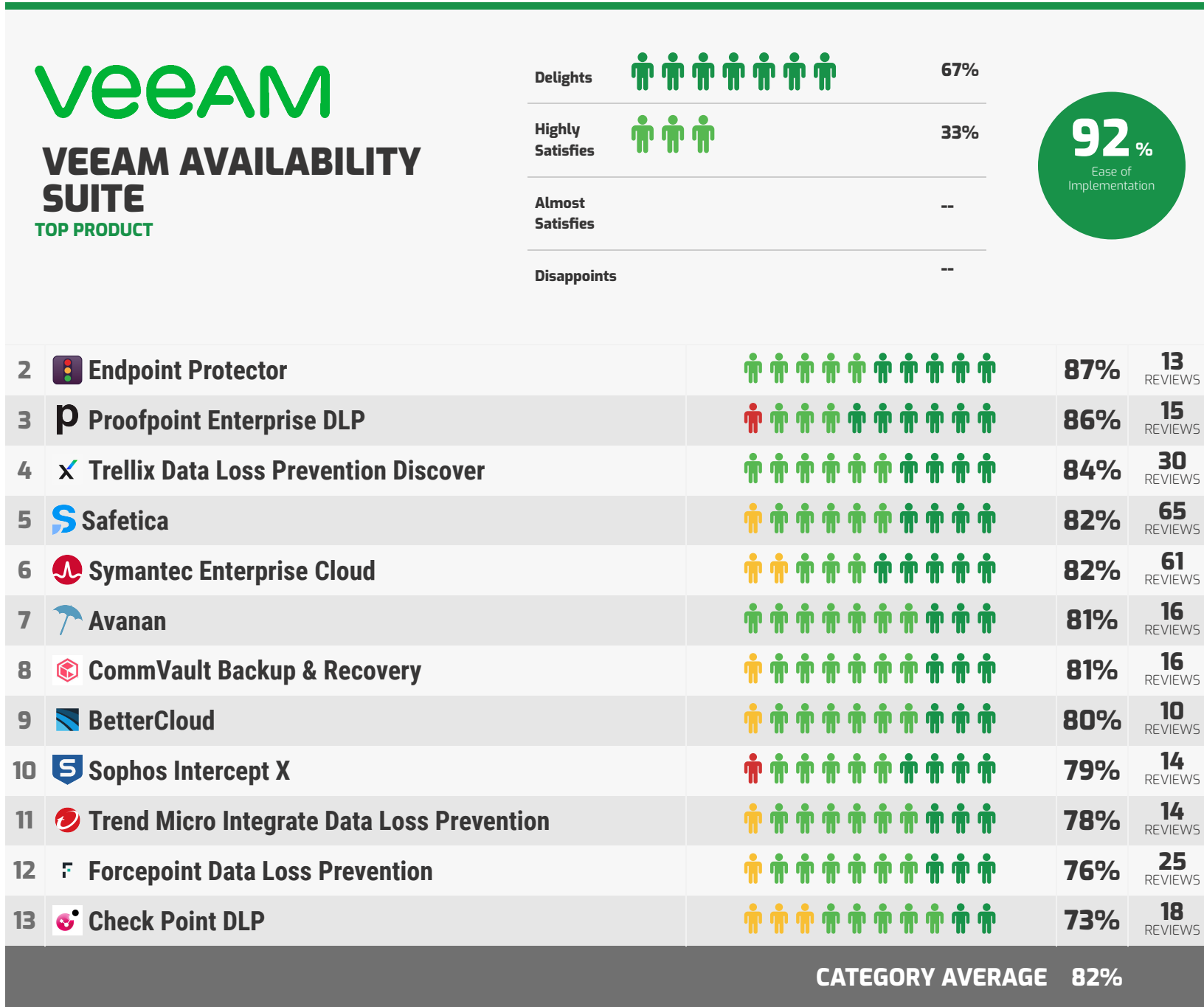
--	Fidelis Network		93% 8 REVIEWS
----	-----------------	--	----------------------

Vendor Capability Satisfaction

This section provides detailed information on user satisfaction for each vendor capability regarding their product offering(s). Use these pages to dig deeper into areas of particular interest or concern.

Ease of Implementation

Choosing the right software is only the first step. Successfully implementing the new solution is necessary in order to realize its full value and promote end user adoption. Use the data in this section to determine which software is easy to implement, and which may jeopardize your goals by causing trouble in this stage.



PRODUCTS WITH INSUFFICIENT DATA

--	Fidelis Network	10	0	0	0	96%	8 REVIEWS
----	-----------------	----	---	---	---	-----	-----------

Product Feature Summary

MANDATORY FEATURES

This page summarizes user satisfaction with a variety of product features. While strong and consistent performance across the board is desirable, you may be willing to tolerate low scores on features that don't impact your primary use case or core objectives. Use this high-level data to help plan and structure your product evaluation.

PRODUCT	OVERALL FEATURE SATISFACTION	CENTRALIZED REPORTING ENGINE	CUSTOMIZABLE AND PRE-CANNED POLICIES	DATA DISCOVERY (DLP)	ENDPOINT SUPPORT	FORENSIC ANALYSIS SUPPORT	MULTIPLE ENFORCEMENT ACTIONS	REAL TIME SCANNING	
Veeam Availability Suite	88%	90%	85%	90%	88%	88%	87%	88%	
Trellix Data Loss Prevention Discover	88%	85%	87%	87%	86%	89%	85%	92%	
Symantec Enterprise Cloud	83%	83%	81%	85%	83%	82%	83%	85%	
Proofpoint Enterprise DLP	83%	79%	85%	83%	80%	81%	87%	85%	
Avanan	81%	83%	81%	80%	83%	77%	83%	81%	
Trend Micro Integrate Data Loss Prevention	81%	77%	73%	81%	91%	81%	78%	87%	
Safetica	81%	80%	79%	83%	81%	84%	80%	79%	
CommVault Backup & Recovery	80%	80%	83%	82%	82%	75%	78%	81%	
Sophos Intercept X	79%	73%	86%	82%	82%	71%	73%	83%	
Forcepoint Data Loss Prevention	78%	74%	79%	80%	77%	77%	79%	80%	
CATEGORY AVERAGE	80%	79%	80%	81%	81%	79%	80%	83%	

Product Feature Summary

MANDATORY FEATURES

This page summarizes user satisfaction with a variety of product features. While strong and consistent performance across the board is desirable, you may be willing to tolerate low scores on features that don't impact your primary use case or core objectives. Use this high-level data to help plan and structure your product evaluation.

PRODUCT	OVERALL FEATURE SATISFACTION	CENTRALIZED REPORTING ENGINE	CUSTOMIZABLE AND PRE-CANNED POLICIES	DATA DISCOVERY (DLP)	ENDPOINT SUPPORT	FORENSIC ANALYSIS SUPPORT	MULTIPLE ENFORCEMENT ACTIONS	REAL TIME SCANNING	
BetterCloud	77%	81%	80%	75%	71%	77%	79%	78%	
Endpoint Protector	76%	69%	71%	81%	81%	71%	77%	81%	
Check Point DLP	71%	68%	69%	69%	67%	70%	72%	83%	
CATEGORY AVERAGE	80%	79%	80%	81%	81%	79%	80%	83%	

PRODUCTS WITH INSUFFICIENT DATA									
Fidelis Network	92%	89%	86%	94%	100%	94%	87%	95%	

Product Feature Summary

STANDARD FEATURES

This page summarizes user satisfaction with a variety of product features. While strong and consistent performance across the board is desirable, you may be willing to tolerate low scores on features that don't impact your primary use case or core objectives. Use this high-level data to help plan and structure your product evaluation.

PRODUCT	OVERALL FEATURE SATISFACTION	ACTIVITY MONITORING ALERTS	EMAIL AND IM SUPPORT	ENCRYPTION AND DECRYPTION SUPPORT	ENVIRONMENT SUPPORT
Veeam Availability Suite	88%	--	--	--	--
Trellix Data Loss Prevention Discover	88%	88%	84%	88%	87%
Symantec Enterprise Cloud	83%	88%	84%	83%	81%
Proofpoint Enterprise DLP	83%	84%	84%	--	--
Avanan	81%	--	--	--	--
Trend Micro Integrate Data Loss Prevention	81%	100%	78%	87%	84%
Safetica	81%	83%	79%	--	79%
CommVault Backup & Recovery	80%	--	--	76%	--
Sophos Intercept X	79%	94%	78%	87%	80%
Forcepoint Data Loss Prevention	78%	77%	74%	73%	80%
CATEGORY AVERAGE	80%	86%	79%	81%	78%

Product Feature Summary

STANDARD FEATURES

This page summarizes user satisfaction with a variety of product features. While strong and consistent performance across the board is desirable, you may be willing to tolerate low scores on features that don't impact your primary use case or core objectives. Use this high-level data to help plan and structure your product evaluation.

PRODUCT	OVERALL FEATURE SATISFACTION	ACTIVITY MONITORING ALERTS	EMAIL AND IM SUPPORT	ENCRYPTION AND DECRYPTION SUPPORT	ENVIRONMENT SUPPORT
BetterCloud	77%	80%	72%	--	69%
Endpoint Protector	76%	81%	75%	81%	73%
Check Point DLP	71%	--	80%	73%	71%
CATEGORY AVERAGE	80%	86%	79%	81%	78%

PRODUCTS WITH INSUFFICIENT DATA					
Fidelis Network	92%	92%	98%	--	100%

Product Feature Satisfaction

This section provides detailed information on user satisfaction for each product feature. Use these pages to dig deeper into areas of particular interest or concern.

Product Features

This table lists and describes all the features that are evaluated in the Data Loss Prevention software category. For your convenience, these descriptions are repeated under the feature subheadings in the subsequent pages.

Mandatory Features

Centralized Reporting Engine

The solution provides a central reporting engine for policy creation and management with canned reports and RBAC.

Customizable and Pre Canned Policies

Centralized reporting engine with out-of-the-box policy support and custom policy creation with bi-directional workflow integration.

Data Discovery (DLP)

Structured (content registration or data fingerprinting) and unstructured (keywords, lexicons, metadata tags, statistical analysis, etc.) data identification.

Standard Features

Activity Monitoring Alerts

User access patterns can be monitored with rule-based alerts for sensitive data access requests.

Email and IM Support

The solution scans inbound and outbound messages for security violations.

Differentiating Features

Application Monitoring

The solution monitors applications which may store sensitive data (e.g. clipboard).

Endpoint Support

Multiple operating system and device type support with offline protection, removable media, print screen, and copy and paste support.

Forensic Analysis Support

Query capabilities with pre-built and custom drill down, pivot, and parsing; includes export functions and event session reconstruction.

Multiple Enforcement Actions

The solution provides options for violations such as block, move, quarantine, and delete.

Real Time Scanning

The solution scans content and context of files in real-time, 24/7.

Encryption and Decryption Support

Support for real-time decryption and re-encryption of information.

Environment Support

Breadth of protocol support, cloud protection, peer to peer, Web 2.0, and virtualization environment support.

Network Access Control Integration

The solution supports integration with common NAC providers.

Optical Character Recognition

Optical Character Recognition (OCR) capabilities to accurately extract text from contract images.

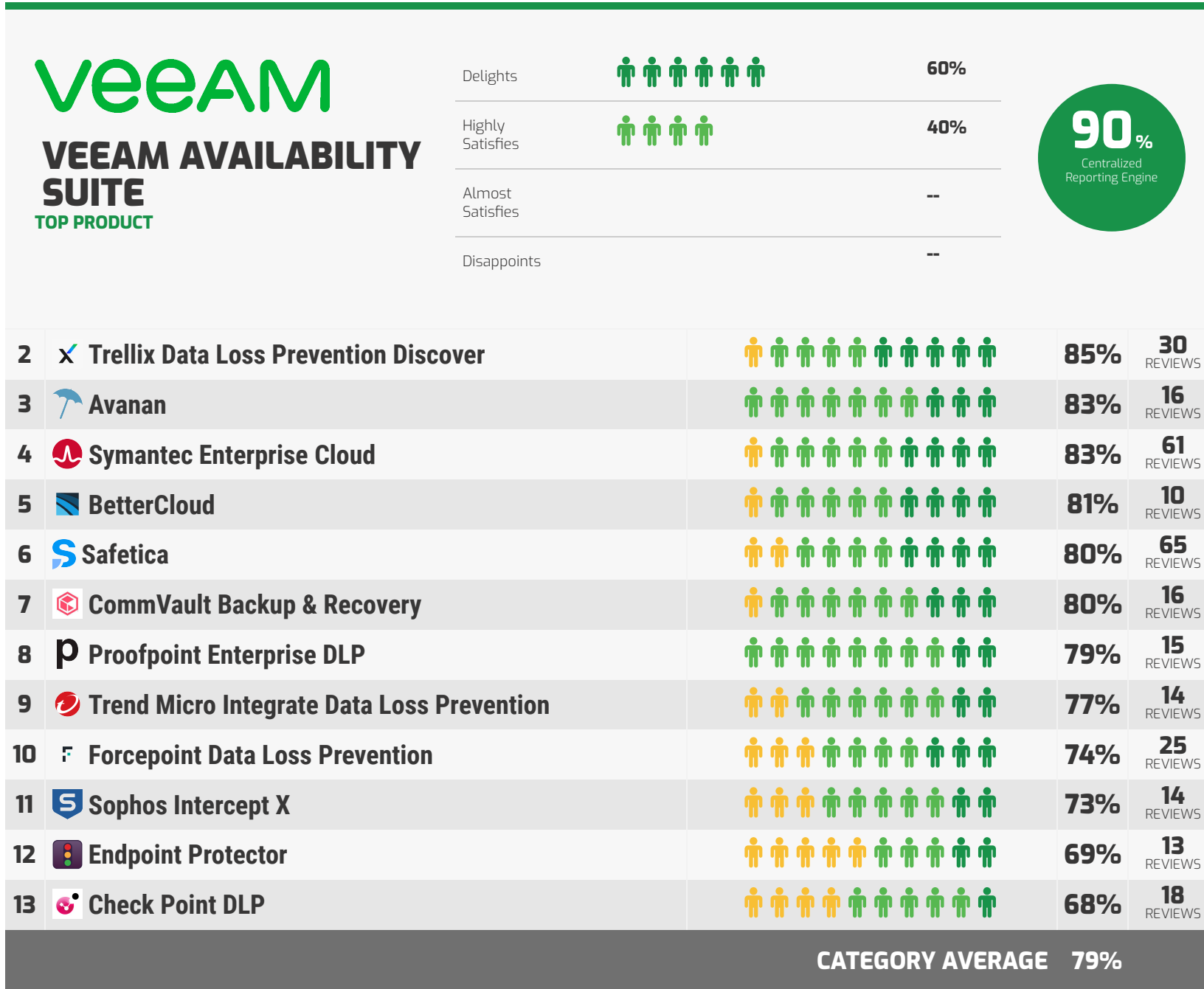
Product Feature Satisfaction

This section provides detailed information on user satisfaction for each product feature. Use these pages to dig deeper into areas of particular interest or concern.

Centralized Reporting Engine

Mandatory Feature

The solution provides a central reporting engine for policy creation and management with canned reports and RBAC.



PRODUCTS WITH INSUFFICIENT DATA

--	Fidelis Network	89%	8
----	-----------------	-----	---

Product Feature Satisfaction

This section provides detailed information on user satisfaction for each product feature. Use these pages to dig deeper into areas of particular interest or concern.

Customizable and Pre Canned Policies

Mandatory Feature

Centralized reporting engine with out-of-the-box policy support and custom policy creation with bi-directional workflow integration.

<p>TRELLIX DATA LOSS PREVENTION DISCOVER TOP PRODUCT</p>		<p>Delights 60%</p> <p>Highly Satisfies 28%</p> <p>Almost Satisfies 12%</p> <p>Disappoints --</p>	
2	Sophos Intercept X		86% <small>14 REVIEWS</small>
3	Proofpoint Enterprise DLP		85% <small>15 REVIEWS</small>
4	Veeam Availability Suite		85% <small>16 REVIEWS</small>
5	CommVault Backup & Recovery		83% <small>16 REVIEWS</small>
6	Avanan		81% <small>16 REVIEWS</small>
7	Symantec Enterprise Cloud		81% <small>61 REVIEWS</small>
8	BetterCloud		80% <small>10 REVIEWS</small>
9	Safetica		79% <small>65 REVIEWS</small>
10	Forcepoint Data Loss Prevention		79% <small>25 REVIEWS</small>
11	Trend Micro Integrate Data Loss Prevention		73% <small>14 REVIEWS</small>
12	Endpoint Protector		71% <small>13 REVIEWS</small>
13	Check Point DLP		69% <small>18 REVIEWS</small>
		CATEGORY AVERAGE	80%

PRODUCTS WITH INSUFFICIENT DATA

--	Fidelis Network		86% <small>8 REVIEWS</small>
----	-----------------	--	-------------------------------------

Product Feature Satisfaction

This section provides detailed information on user satisfaction for each product feature. Use these pages to dig deeper into areas of particular interest or concern.

Data Discovery (DLP)

Mandatory Feature

Structured (content registration or data fingerprinting) and unstructured (keywords, lexicons, metadata tags, statistical analysis, etc.) data identification.

		<table border="1"> <tr> <td>Delights</td> <td></td> <td>62%</td> </tr> <tr> <td>Highly Satisfies</td> <td></td> <td>38%</td> </tr> <tr> <td>Almost Satisfies</td> <td>--</td> <td>--</td> </tr> <tr> <td>Disappoints</td> <td>--</td> <td>--</td> </tr> </table>	Delights		62%	Highly Satisfies		38%	Almost Satisfies	--	--	Disappoints	--	--	<div style="border: 2px solid green; border-radius: 50%; width: 60px; height: 60px; display: flex; align-items: center; justify-content: center; margin: 0 auto;"> <div style="text-align: center;"> <p>90%</p> <p><small>Data Discovery (DLP)</small></p> </div> </div>
Delights		62%													
Highly Satisfies		38%													
Almost Satisfies	--	--													
Disappoints	--	--													
2			87%	30 REVIEWS											
3			85%	61 REVIEWS											
4			83%	15 REVIEWS											
5			83%	65 REVIEWS											
6			82%	14 REVIEWS											
7			82%	16 REVIEWS											
8			81%	14 REVIEWS											
9			81%	13 REVIEWS											
10			80%	25 REVIEWS											
11			80%	16 REVIEWS											
12			75%	10 REVIEWS											
13			69%	18 REVIEWS											
CATEGORY AVERAGE			81%												

PRODUCTS WITH INSUFFICIENT DATA

--			94%	8 REVIEWS
----	--	--	-----	-----------

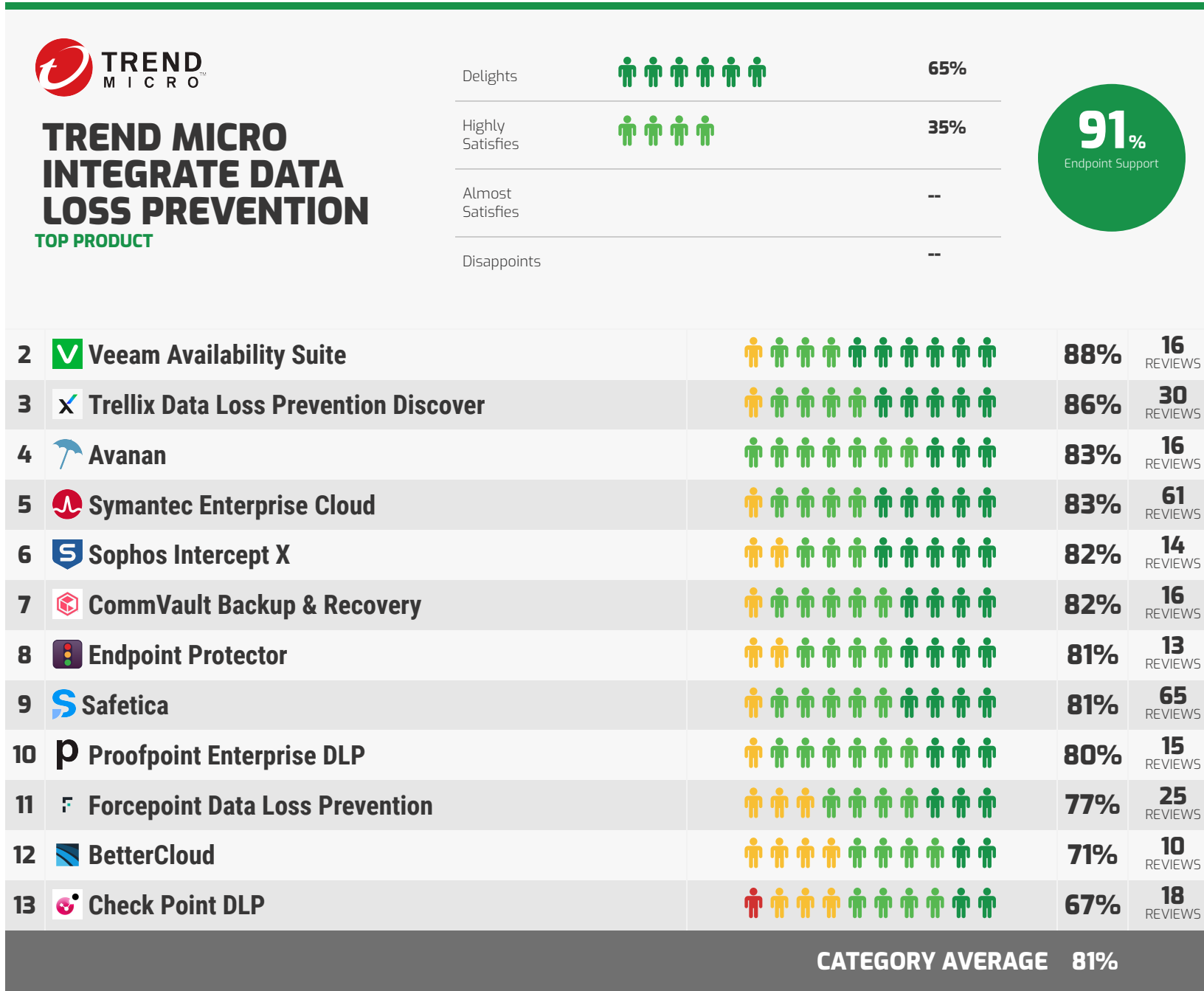
Product Feature Satisfaction

This section provides detailed information on user satisfaction for each product feature. Use these pages to dig deeper into areas of particular interest or concern.

Endpoint Support

Mandatory Feature

Multiple operating system and device type support with offline protection, removable media, print screen, and copy and paste support.



PRODUCTS WITH INSUFFICIENT DATA

--	📄 Fidelis Network	100%	8 REVIEWS
----	-------------------	------	-----------






























Product Feature Satisfaction

This section provides detailed information on user satisfaction for each product feature. Use these pages to dig deeper into areas of particular interest or concern.

Forensic Analysis Support

Mandatory Feature

Query capabilities with pre-built and custom drill down, pivot, and parsing; includes export functions and event session reconstruction.

 TRELLIX DATA LOSS PREVENTION DISCOVER <small>TOP PRODUCT</small>		Delights  65%	
		Highly Satisfies  26%	
		Almost Satisfies  8%	
		Disappoints --	
2	 Veeam Availability Suite		88% 16 REVIEWS
3	 Safetica		84% 65 REVIEWS
4	 Symantec Enterprise Cloud		82% 61 REVIEWS
5	 Trend Micro Integrate Data Loss Prevention		81% 14 REVIEWS
6	 Proofpoint Enterprise DLP		81% 15 REVIEWS
7	 Forcepoint Data Loss Prevention		77% 25 REVIEWS
8	 BetterCloud		77% 10 REVIEWS
9	 Avanan		77% 16 REVIEWS
10	 CommVault Backup & Recovery		75% 16 REVIEWS
11	 Sophos Intercept X		71% 14 REVIEWS
12	 Endpoint Protector		71% 13 REVIEWS
13	 Check Point DLP		70% 18 REVIEWS
CATEGORY AVERAGE			79%

PRODUCTS WITH INSUFFICIENT DATA

--	 Fidelis Network		94% 8 REVIEWS
----	--	--	-----------------------------

Product Feature Satisfaction

This section provides detailed information on user satisfaction for each product feature. Use these pages to dig deeper into areas of particular interest or concern.

Multiple Enforcement Actions

Mandatory Feature

The solution provides options for violations such as block, move, quarantine, and delete.

 PROOFPOINT ENTERPRISE DLP <small>TOP PRODUCT</small>		Delights 52%	
		Highly Satisfies 45%	
		Almost Satisfies 3%	
		Disappoints --	
2	Veeam Availability Suite		87% 16 REVIEWS
3	Trellix Data Loss Prevention Discover		85% 30 REVIEWS
4	Avanan		83% 16 REVIEWS
5	Symantec Enterprise Cloud		83% 61 REVIEWS
6	Safetica		80% 65 REVIEWS
7	Forcepoint Data Loss Prevention		79% 25 REVIEWS
8	BetterCloud		79% 10 REVIEWS
9	CommVault Backup & Recovery		78% 16 REVIEWS
10	Trend Micro Integrate Data Loss Prevention		78% 14 REVIEWS
11	Endpoint Protector		77% 13 REVIEWS
12	Sophos Intercept X		73% 14 REVIEWS
13	Check Point DLP		72% 18 REVIEWS
CATEGORY AVERAGE			80%

PRODUCTS WITH INSUFFICIENT DATA

--	Fidelis Network		87% 8 REVIEWS
-----------	------------------------	--	-----------------------------
































Product Feature Satisfaction

This section provides detailed information on user satisfaction for each product feature. Use these pages to dig deeper into areas of particular interest or concern.

Real Time Scanning

Mandatory Feature

The solution scans content and context of files in real-time, 24/7.

 TRELLIX DATA LOSS PREVENTION DISCOVER <small>TOP PRODUCT</small>		<table border="1"> <tr> <td>Delights</td> <td></td> <td>69%</td> </tr> <tr> <td>Highly Satisfies</td> <td></td> <td>31%</td> </tr> <tr> <td>Almost Satisfies</td> <td>--</td> <td>--</td> </tr> <tr> <td>Disappoints</td> <td>--</td> <td>--</td> </tr> </table>	Delights		69%	Highly Satisfies		31%	Almost Satisfies	--	--	Disappoints	--	--	<div style="border: 2px solid green; border-radius: 50%; width: 60px; height: 60px; display: flex; align-items: center; justify-content: center; margin: 0 auto;"> <div style="text-align: center;"> <p style="font-size: 24px; margin: 0;">92%</p> <p style="font-size: 10px; margin: 0;">Real Time Scanning</p> </div> </div>
Delights		69%													
Highly Satisfies		31%													
Almost Satisfies	--	--													
Disappoints	--	--													
2	 Veeam Availability Suite		88%	16 REVIEWS											
3	 Trend Micro Integrate Data Loss Prevention		87%	14 REVIEWS											
4	 Proofpoint Enterprise DLP		85%	15 REVIEWS											
5	 Symantec Enterprise Cloud		85%	61 REVIEWS											
6	 Check Point DLP		83%	18 REVIEWS											
7	 Sophos Intercept X		83%	14 REVIEWS											
8	 Avanan		81%	16 REVIEWS											
9	 Endpoint Protector		81%	13 REVIEWS											
10	 CommVault Backup & Recovery		81%	16 REVIEWS											
11	 Forcepoint Data Loss Prevention		80%	25 REVIEWS											
12	 Safetica		79%	65 REVIEWS											
13	 BetterCloud		78%	10 REVIEWS											
CATEGORY AVERAGE			83%												

PRODUCTS WITH INSUFFICIENT DATA

--	 Fidelis Network		95%	8 REVIEWS
----	--	--	-----	-----------

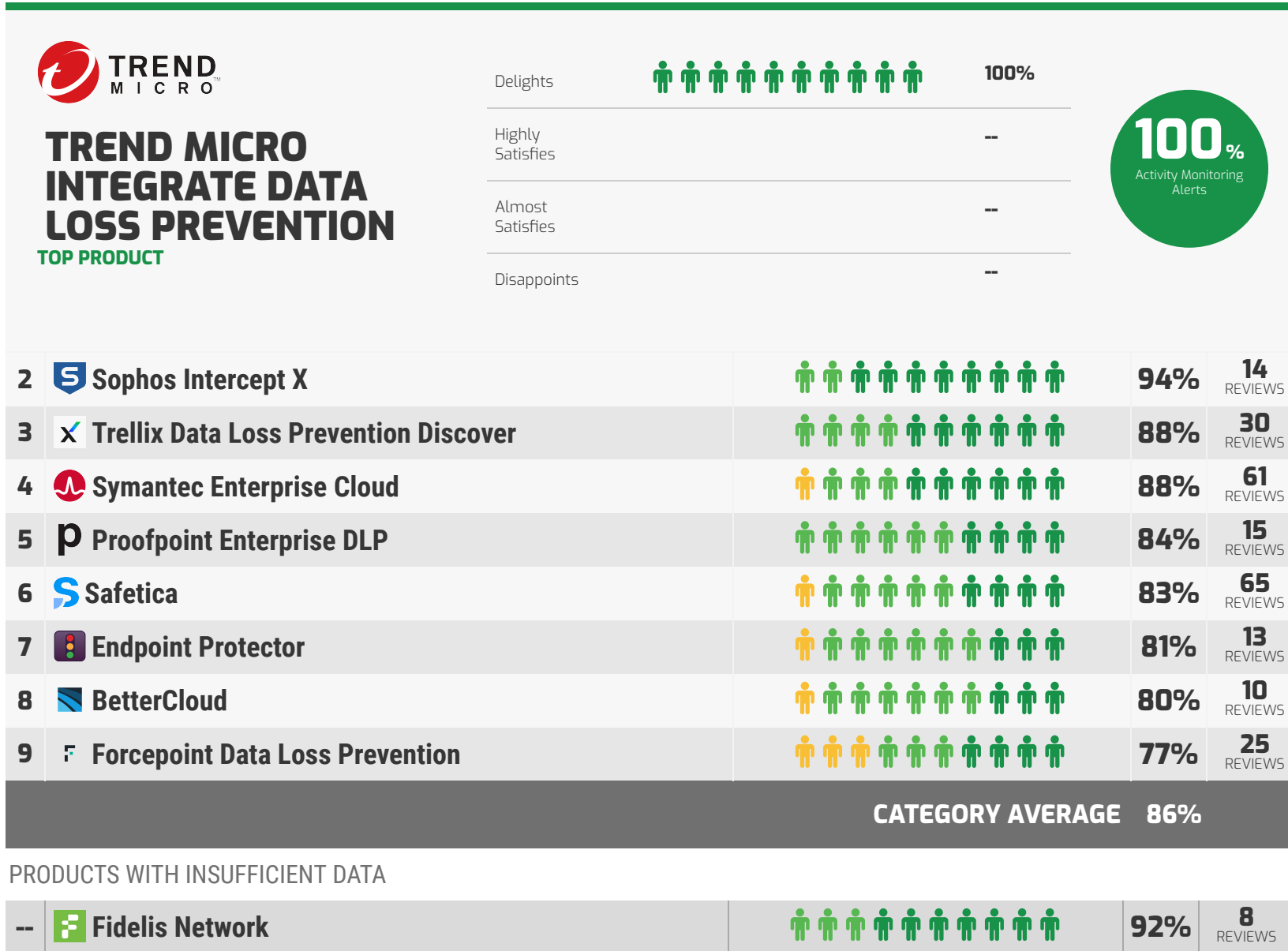
Product Feature Satisfaction

This section provides detailed information on user satisfaction for each product feature. Use these pages to dig deeper into areas of particular interest or concern.

Activity Monitoring Alerts

Standard Feature

User access patterns can be monitored with rule-based alerts for sensitive data access requests.



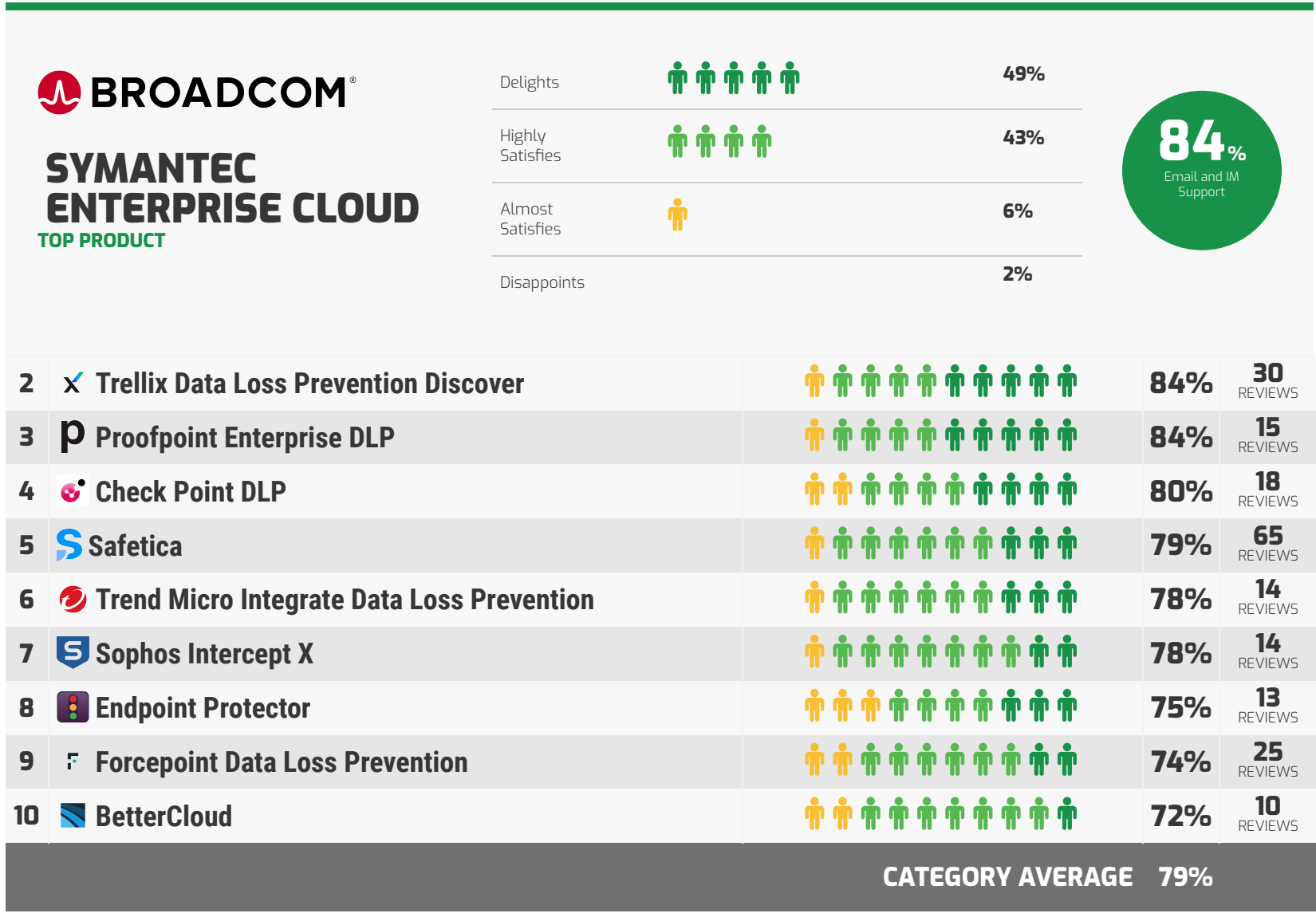
Product Feature Satisfaction

This section provides detailed information on user satisfaction for each product feature. Use these pages to dig deeper into areas of particular interest or concern.

Email and IM Support

Standard Feature

The solution scans inbound and outbound messages for security violations.



PRODUCTS WITH INSUFFICIENT DATA

--	Fidelis Network	98%	8
----	-----------------	-----	---

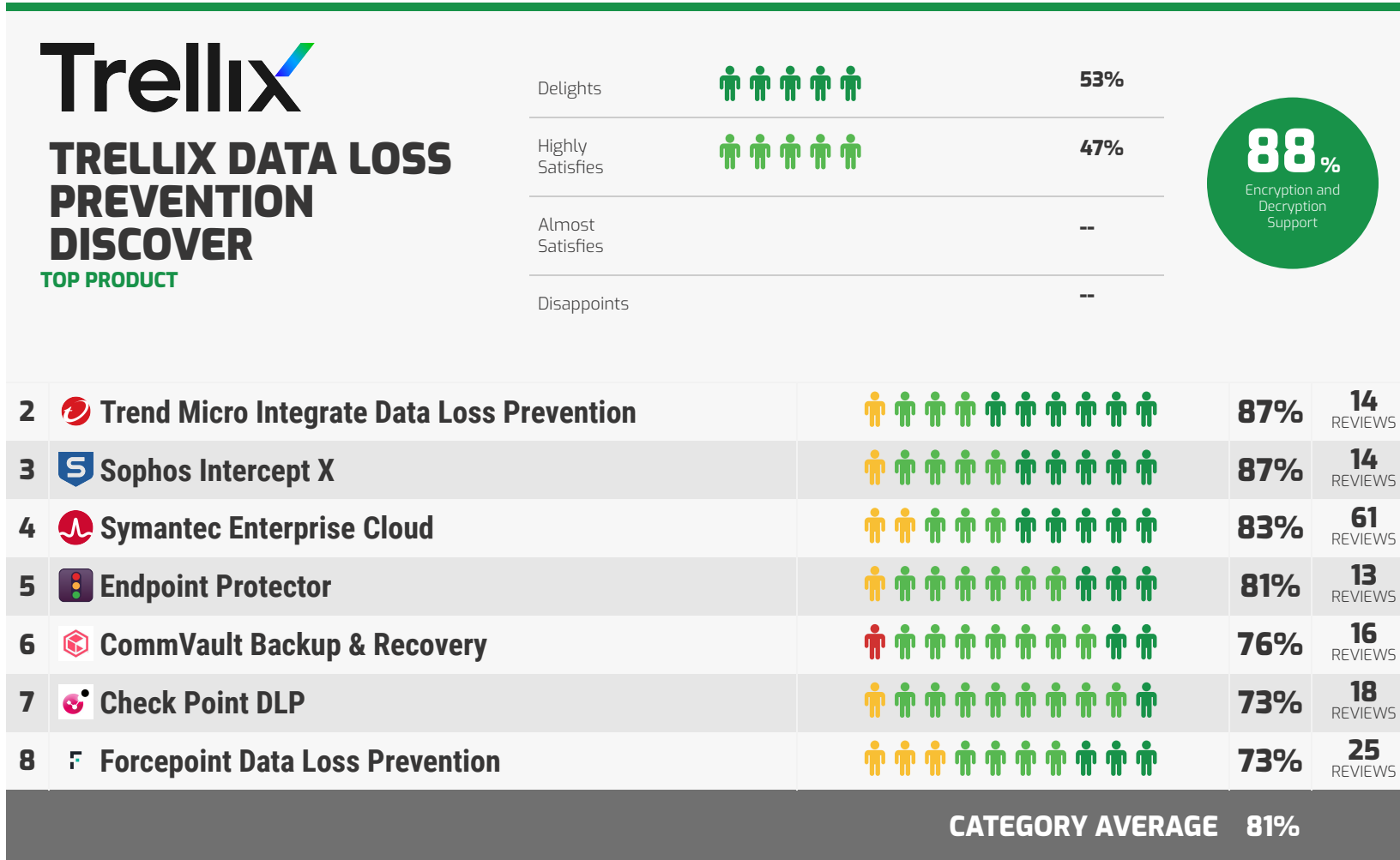
Product Feature Satisfaction

This section provides detailed information on user satisfaction for each product feature. Use these pages to dig deeper into areas of particular interest or concern.

Encryption and Decryption Support

Standard Feature

Support for real-time decryption and re-encryption of information.



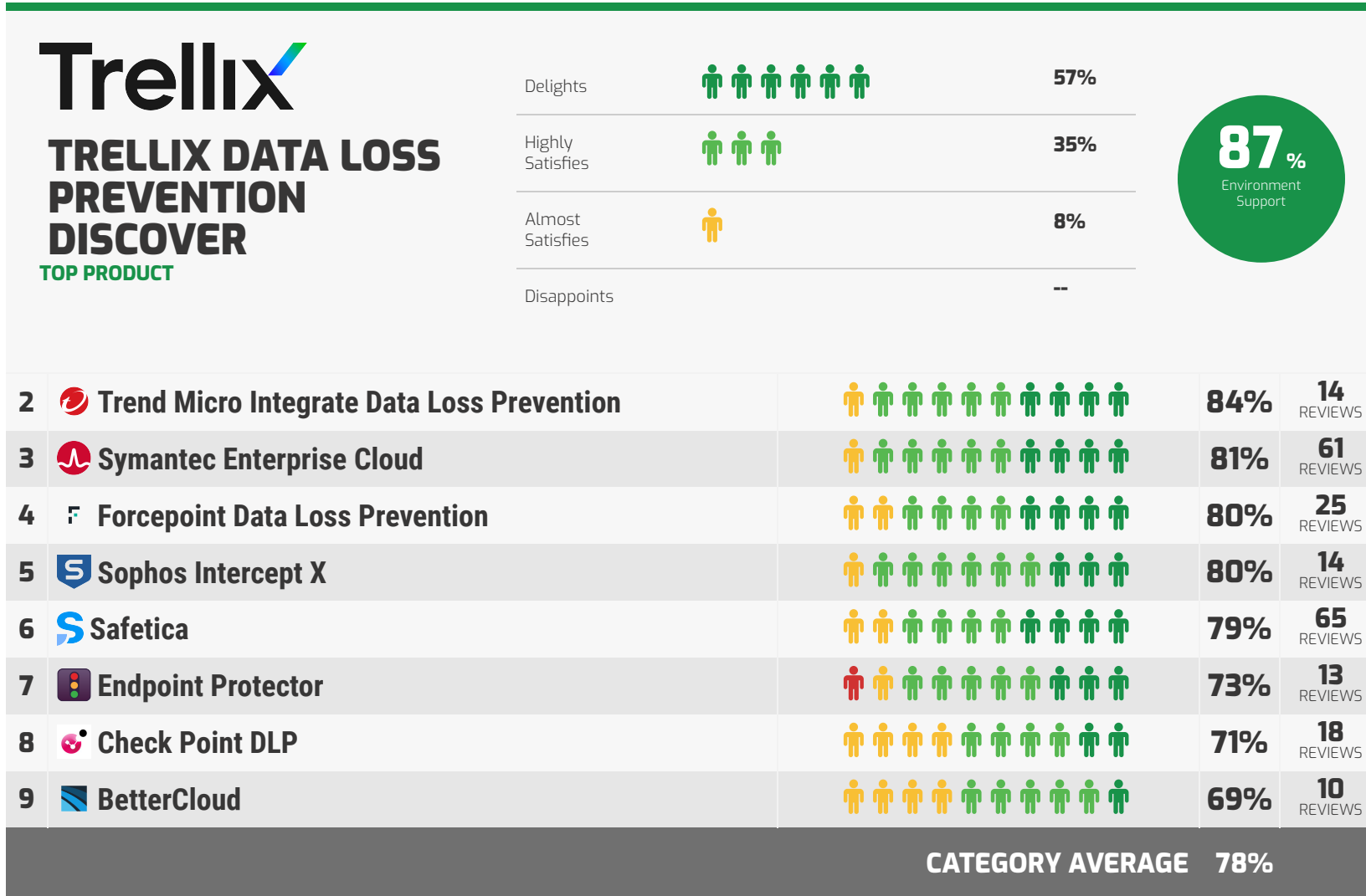
Product Feature Satisfaction

This section provides detailed information on user satisfaction for each product feature. Use these pages to dig deeper into areas of particular interest or concern.

Environment Support

Standard Feature

Breadth of protocol support, cloud protection, peer to peer, Web 2.0, and virtualization environment support.



PRODUCTS WITH INSUFFICIENT DATA

--	Fidelis Network	100%	8
----	-----------------	------	---

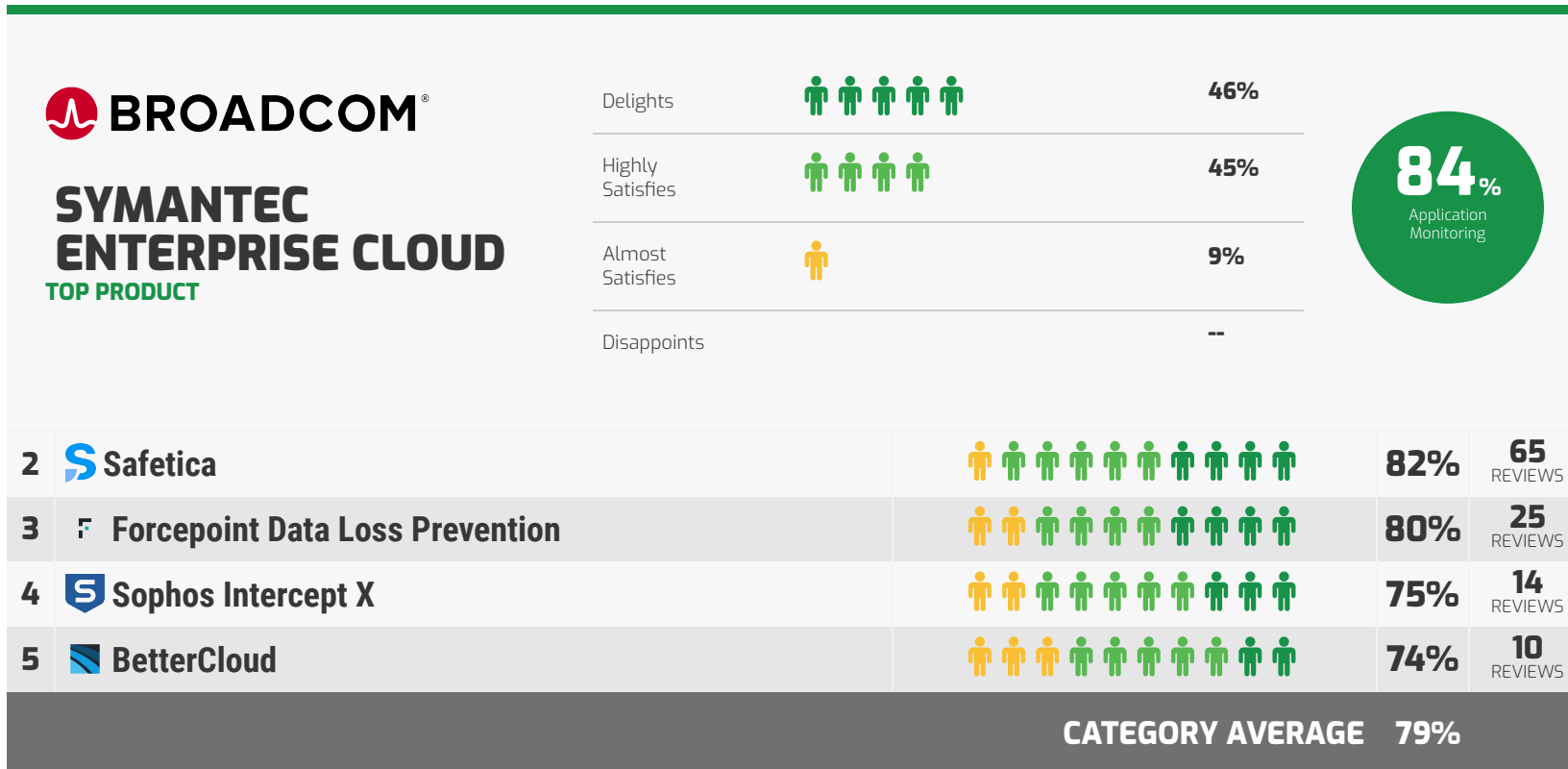
Product Feature Satisfaction

This section provides detailed information on user satisfaction for each product feature. Use these pages to dig deeper into areas of particular interest or concern.

Application Monitoring

Differentiating Feature

The solution monitors applications which may store sensitive data (e.g. clipboard).



PRODUCTS WITH INSUFFICIENT DATA

--	Fidelis Network	96%	8
----	-----------------	-----	---

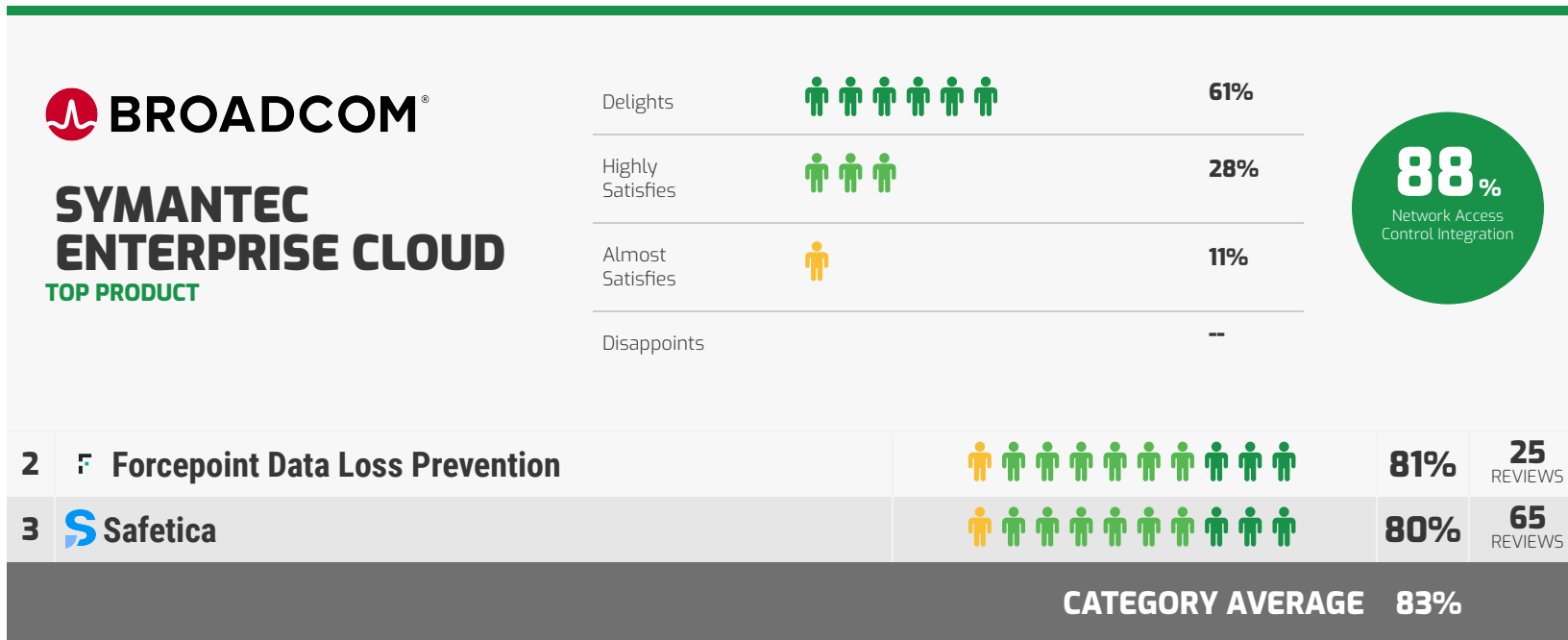
Product Feature Satisfaction

This section provides detailed information on user satisfaction for each product feature. Use these pages to dig deeper into areas of particular interest or concern.

Network Access Control Integration

Differentiating Feature

The solution supports integration with common NAC providers.




Product Feature Satisfaction

This section provides detailed information on user satisfaction for each product feature. Use these pages to dig deeper into areas of particular interest or concern.

Optical Character Recognition

Differentiating Feature

Optical Character Recognition (OCR) capabilities to accurately extract text from contract images.



PRODUCTS WITH INSUFFICIENT DATA

